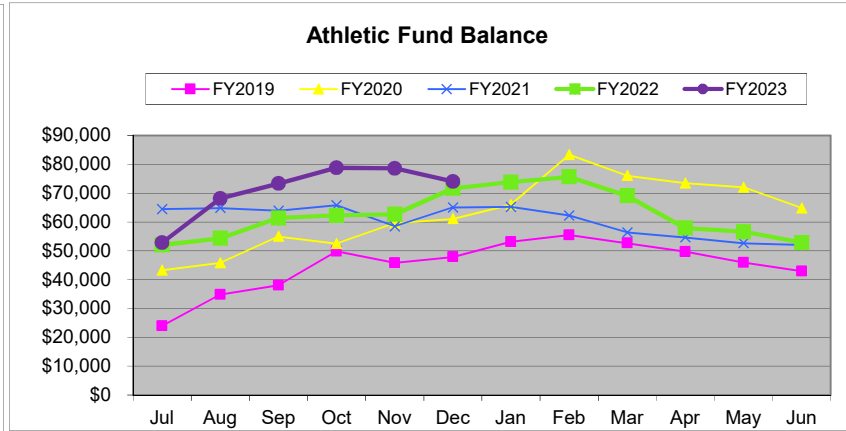
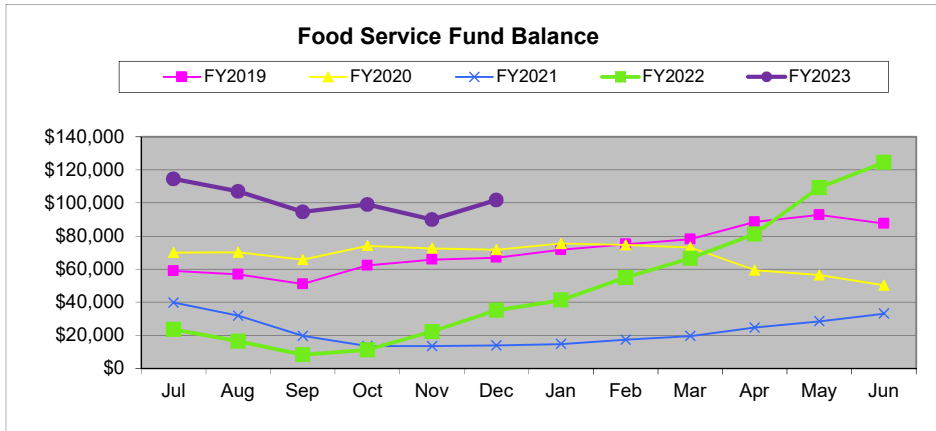


Lucas Local Schools Monthly Finance Report For the period ending: DEC 2022

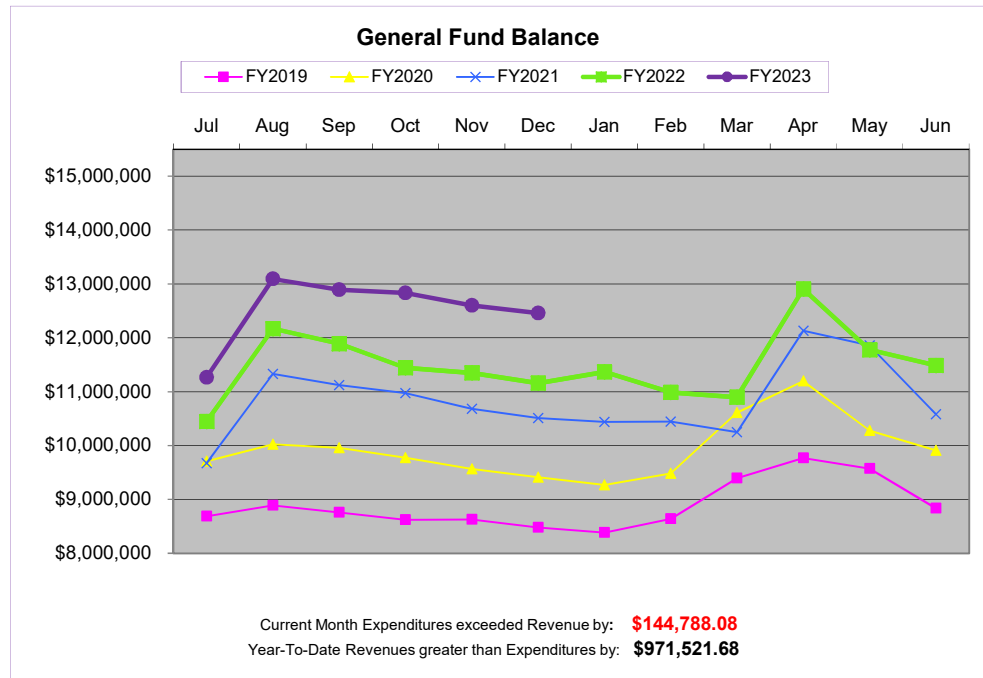


PERMANENT IMPROVEMENT FUND (003):	\$ 693,840.64
CAPITAL PROJECTS FUND (070):	\$2,111,790.40
Expenditures Current Month:	
Central Ohio Fencing deposit per contract ck#22974 - REISSUE CK LOST IN MAIL	\$ (24,325.00)
Vasco final payment Ck#22921	\$ (7,500.00)
Garman Miller - track project final payment ck#22936	\$ (1,495.00)
Total	\$ (33,320.00)

Open Purchase Orders:	
CENTRAL OHIO FENCING PO#5230443	\$ 24,325.00

Total \$ 24,325.00

Amount Available for Projects: \$ 2,781,306.04



General Fund Information:		
Ending cash balance as of June 30, 2022:	\$11,487,034	Actual (updated 6/30/2022)
Forecasted Ending cash balance June 30, 2023:	\$11,396,792	updated 11/15/2022
Forecasted Ending cash balance June 30, 2024:	\$11,827,202	updated 11/15/2022
Forecasted Ending cash balance June 30, 2025:	\$11,945,173	updated 11/15/2022
Forecasted Ending cash balance June 30, 2026:	\$11,848,255	updated 11/15/2022
Forecasted Ending cash balance June 30, 2027:	\$11,598,639	updated 11/15/2022

Gross Depository Balances:

Richland Bank General	\$148,000.00
Richland Bank Sweep	\$341,039.93
Richland Bank Payment	\$1,000.00
Richland Bank MM Savings	\$317,240.23
Star Ohio	\$11,039,422.78
Richland Bank Athletic	\$2,866.50

Total Depository Balances (Gross) \$11,849,569.44

Adjustments to Bank Balance:

Cash in Transit to Bank	\$0.00
Outstanding Checks	(\$46,932.26)
Adjustments:	
Athletic Checking	(\$2,866.50)

Total Adjustments to Bank Balance (\$49,798.76)

Investments:

Treasury Bonds and Notes	\$0.00
Certificate of Deposits	\$0.00
Other Securities	\$0.00
Other Investments:	
Richland Bank Investments (Cost Basis)	\$3,975,240.42

Total Investments \$3,975,240.42

Cash on Hand:

Petty Cash:	
Change Cash:	
BOARD,ELEM, MS,HS,ST ACT OFFICE CHANGE FUND	\$350.00
ATHLETICS CHANGE FUND	\$1,200.00
Cash with Fiscal Agent	\$0.00

Total Cash on Hand \$1,550.00

Total Balances \$15,776,561.10

Total Fund Balance \$15,776,561.10

Depository Clearance Accounts:

Total Clearance Account Balances \$0.00

Treasurer

LUCAS LOCAL SCHOOL DISTRICT Cash Summary Report

FUND/SCC	Description	Initial Cash	MTD Received	FYTD Received	MTD Expended	FYTD Expended	Fund Balance	Encumbrance	Unencumbered Balance
001-0000	GENERAL FUND	\$ 11,404,321.97	\$ 316,620.11	\$ 4,008,742.82	\$ 452,563.46	\$ 3,042,279.74	\$ 12,370,785.05	\$ 1,082,921.95	\$ 11,287,863.10
001-9003	ECONOMIC DISADVANTAGED	66,687.08	0.00	0.00	0.00	68.31	66,618.77	0.00	66,618.77
001-9300	CASINO REVENUES SET ASIDE	16,025.10	0.00	17,340.05	8,844.73	12,213.14	21,152.01	15,925.54	5,226.47
003-9096	PERMANENT IMPROVEMENT	1,018,602.64	0.00	0.00	8,995.00	324,762.00	693,840.64	24,325.00	669,515.64
006-0000	FOOD SERVICES FUND	124,502.29	28,943.00	82,124.13	17,167.53	104,856.57	101,769.85	122,311.42	(20,541.57)
007-9001	SPECIAL TRUST - ELEM FACULTY	654.32	2.47	10.40	0.00	0.00	664.72	0.00	664.72
007-9003	SPECIAL TRUST - M.S. & H.S. FACULTY	117.47	0.44	1.86	0.00	0.00	119.33	0.00	119.33
007-9004	Cathy Gilbert Memorial	1,890.54	7.14	30.05	0.00	0.00	1,920.59	0.00	1,920.59
007-9011	MICHAEL C. FANELLO MEMORIAL SCHOLARSHIP	19,451.80	73.50	309.18	0.00	0.00	19,760.98	1,500.00	18,260.98
008-9095	ENDOWMENT FUND	9,820.56	37.11	156.08	0.00	0.00	9,976.64	500.00	9,476.64
008-9096	Scholarship fund Shelby Cooper	0.00	0.00	3,000.00	0.00	0.00	3,000.00	3,000.00	0.00
008-9099	ENDOWMENT-CHRISTINE WYKA SCHOLARSHIP	32,490.90	122.77	516.43	0.00	0.00	33,007.33	500.00	32,507.33
008-9100	LSSF SCHOLARSHIP FUND	5,007.68	9.50	46.78	0.00	2,500.00	2,554.46	2,500.00	54.46
018-9001	PUBLIC SCHOOL SUPPORT FUND - ELEMENTARY	7,466.28	260.00	278.44	585.71	1,211.48	6,533.24	52.89	6,480.35
018-9002	PUBLIC SCHOOL SUPPORT FUND - MIDDLE SCHOOL	617.50	0.00	7.44	162.86	326.51	298.43	504.46	(206.03)
018-9003	PUBLIC SCHOOL SUPPORT FUND - HIGH SCHOOL	3,681.17	0.00	144.98	325.71	435.37	3,390.78	1,649.90	1,740.88
018-9004	SUPT/TREAS FLOWER/FUNDRSR	20.98	0.00	0.00	0.00	0.00	20.98	0.00	20.98
019-9105	PARK NATIONAL BANK TEACHER GRANT M. WARNER	250.00	0.00	0.00	0.00	153.00	97.00	0.00	97.00
019-9501	Academic Booster's Mini Grant	1,307.74	0.00	0.00	0.00	0.00	1,307.74	0.00	1,307.74
019-9700	LUCAS LOCAL SCHOOL SUSTAINING FUND	15,027.22	0.00	5,900.90	374.40	8,785.87	12,142.25	2,739.76	9,402.49
020-0000	FARM	2,248.16	0.00	0.00	0.00	0.00	2,248.16	0.00	2,248.16
070-9021	CAPITAL PROJECTS FUND	2,111,790.40	0.00	0.00	0.00	0.00	2,111,790.40	0.00	2,111,790.40
200-9001	DRAMA CLUB-ELEMENTARY	86.56	0.00	0.00	0.00	0.00	86.56	0.00	86.56
200-9002	DRAMA CLUB-MIDDLE SCHOOL	665.08	0.00	0.00	0.00	0.00	665.08	0.00	665.08
200-9015	CLASS OF 2015	1,070.40	0.00	0.00	0.00	0.00	1,070.40	0.00	1,070.40
200-9016	CLASS OF 2016	0.00	0.00	0.00	0.00	0.00	0.00	0.00	0.00
200-9017	CLASS OF 2017	887.97	0.00	0.00	0.00	0.00	887.97	0.00	887.97
200-9018	CLASS OF 2018	1,112.23	0.00	0.00	0.00	0.00	1,112.23	0.00	1,112.23
200-9019	CLASS OF 2019	869.73	0.00	0.00	0.00	0.00	869.73	0.00	869.73
200-9020	CLASS OF 2020	0.00	0.00	0.00	0.00	0.00	0.00	0.00	0.00
200-9021	CLASS OF 2021	351.22	0.00	0.00	0.00	0.00	351.22	0.00	351.22
200-9022	CLASS OF 2022	1,255.65	0.00	0.00	0.00	999.26	256.39	30.40	225.99
200-9023	CLASS OF 2023	1,976.04	20.00	720.00	295.53	295.53	2,400.51	600.00	1,800.51
200-9024	CLASS OF 2024	1,360.00	0.00	1,338.00	0.00	0.00	2,698.00	0.00	2,698.00

LUCAS LOCAL SCHOOL DISTRICT Cash Summary Report

FUND/SCC	Description	Initial Cash	MTD Received	FYTD Received	MTD Expended	FYTD Expended	Fund Balance	Encumbrance	Unencumbered Balance
200-9025	CLASS OF 2025	\$ 520.00	\$ 0.00	\$ 740.00	\$ 0.00	\$ 0.00	\$ 1,260.00	\$ 0.00	\$ 1,260.00
200-9026	CLASS OF 2026	0.00	0.00	640.00	0.00	0.00	640.00	0.00	640.00
200-9125	FRENCH CLUB	1,151.71	0.00	0.00	0.00	0.00	1,151.71	0.00	1,151.71
200-9128	SPANISH CLUB	713.25	0.00	0.00	0.00	0.00	713.25	0.00	713.25
200-9144	DESTINATION IMAGINATION	64.16	0.00	0.00	0.00	0.00	64.16	0.00	64.16
200-9330	F F A	12,445.34	0.00	0.00	1,387.00	1,892.00	10,553.34	230.00	10,323.34
200-9440	MUSIC ACTIVITIES	10,986.02	0.00	0.00	0.00	10,986.02	0.00	0.00	0.00
200-9470	CHOIR	580.54	0.00	0.00	0.00	0.00	580.54	0.00	580.54
200-9611	ELEM STUDENT COUNCIL	2,340.59	217.50	339.03	100.90	100.90	2,578.72	289.96	2,288.76
200-9612	MIDDLE SCHOOL STUDENT COUNCIL	2,570.08	85.00	85.00	92.00	92.00	2,563.08	0.00	2,563.08
200-9613	HS STUDENT COUNCIL	3,714.64	220.00	1,570.75	256.56	1,325.52	3,959.87	282.41	3,677.46
200-9680	YEARBOOK	11,291.89	430.00	1,620.00	0.00	319.65	12,592.24	3,351.11	9,241.13
200-9690	NEWSPAPER	621.59	0.00	0.00	0.00	0.00	621.59	0.00	621.59
200-9710	LUCAS ACADEMIC HONOR SOCIETY	0.00	0.00	218.00	0.00	50.00	168.00	0.00	168.00
200-9810	LUCAS SCHOOLS PEP CLUB	632.60	0.00	0.00	48.45	48.45	584.15	151.55	432.60
300-9001	ELEM/MS LIBRARY	9,476.31	409.36	5,087.88	0.00	7,411.30	7,152.89	5,051.09	2,101.80
300-9003	HS LIBRARY	983.78	0.00	48.30	0.00	0.00	1,032.08	0.00	1,032.08
300-9440	BAND/MUSIC DIST MANAGED ACT ACCT	0.00	0.00	11,817.52	105.00	858.79	10,958.73	400.49	10,558.24
300-9500	ATHLETIC	52,824.59	3,647.00	51,521.02	8,203.45	30,280.43	74,065.18	33,822.21	40,242.97
300-9510	ATHLETICS - HS FOOTBALL	15,831.15	0.00	1,831.00	0.00	8,069.98	9,592.17	960.00	8,632.17
300-9511	ATHLETICS - MS FOOTBALL	87.67	0.00	0.00	0.00	0.00	87.67	0.00	87.67
300-9520	ATHLETICS - BOYS HS BASKETBALL	1,045.99	500.00	4,301.00	1,001.70	1,001.70	4,345.29	5,033.30	(688.01)
300-9521	ATHLETICS - BOYS MS BASKETBALL	98.61	0.00	0.00	0.00	0.00	98.61	0.00	98.61
300-9525	ATHLETICS - GIRLS HS BASKETBALL	436.68	0.00	1,095.00	1,172.50	1,172.50	359.18	0.00	359.18
300-9526	ATHLETICS - GIRLS MS BASKETBALL	52.44	0.00	0.00	0.00	0.00	52.44	0.00	52.44
300-9528	ATHLETICS - WRESTLING	3,900.11	0.00	0.00	0.00	0.00	3,900.11	0.00	3,900.11
300-9530	ATHLETICS - BASEBALL	2,246.63	200.00	1,700.00	0.00	2,018.59	1,928.04	1,550.00	378.04
300-9540	ATHLETICS - SOFTBALL	2,235.47	0.00	9,392.00	0.00	1,360.00	10,267.47	0.00	10,267.47
300-9550	ATHLETICS - HS VOLLEYBALL	1,168.97	0.00	3,848.50	537.25	3,720.14	1,297.33	0.00	1,297.33
300-9551	ATHLETICS - MS VOLLEYBALL	0.00	0.00	0.00	0.00	0.00	0.00	0.00	0.00
300-9553	ATHLETICS - HS CHEERLEADING	3,373.28	0.00	1,712.85	173.87	4,499.09	587.04	106.81	480.23
300-9554	ATHLETICS - MS CHEERLEADING	107.80	0.00	0.00	0.00	0.00	107.80	0.00	107.80
300-9560	ATHLETICS - HS CROSS COUNTRY	744.34	0.00	280.00	0.00	0.00	1,024.34	0.00	1,024.34

LUCAS LOCAL SCHOOL DISTRICT

Cash Summary Report

FUND/SCC	Description	Initial Cash	MTD Received	FYTD Received	MTD Expended	FYTD Expended	Fund Balance	Encumbrance	Unencumbered Balance
300-9561	ATHLETICS - MS CROSS COUNTRY	\$ 220.11	\$ 0.00	\$ 0.00	\$ 0.00	\$ 0.00	\$ 220.11	\$ 0.00	\$ 220.11
300-9570	ATHLETICS - HS TRACK & FIELD	2,224.86	35.00	119.00	0.00	330.60	2,013.26	0.00	2,013.26
300-9571	ATHLETICS - MS TRACK & FIELD	0.00	0.00	0.00	0.00	0.00	0.00	0.00	0.00
451-9021	eTech Ohio Connectivity Subsidy	0.00	0.00	0.00	0.00	0.00	0.00	0.00	0.00
451-9022	eTech Ohio Connectivity Subsidy	0.00	0.00	0.00	0.00	0.00	0.00	0.00	0.00
451-9023	DATA COMMUNICATION FUND	0.00	0.00	2,700.00	0.00	0.00	2,700.00	0.00	2,700.00
467-9020	Student Wellness and Success Fund FY20	0.00	0.00	0.00	0.00	0.00	0.00	0.00	0.00
467-9021	Student Wellness and Success Fund FY21	29,022.69	0.00	0.00	19,628.94	19,628.94	9,393.75	9,393.75	0.00
467-9022	Student Wellness and Success Fund FY21	0.00	0.00	0.00	0.00	0.00	0.00	0.00	0.00
499-9020	SCHOOL SAFETY GRANT	0.00	0.00	0.00	0.00	0.00	0.00	0.00	0.00
499-9021	SCHOOL SAFETY GRANT	0.00	0.00	0.00	0.00	0.00	0.00	0.00	0.00
499-9022	MISCELLANEOUS STATE GRANT FUND	0.00	0.00	0.00	0.00	0.00	0.00	0.00	0.00
499-9121	School Bus Purchase Program	0.00	0.00	0.00	0.00	0.00	0.00	0.00	0.00
507-9021	ESSER (Elem & Sec School Emergency Relief)	0.00	0.00	0.00	0.00	0.00	0.00	0.00	0.00
507-9022	ESSER II	0.00	2,802.86	2,802.86	254.62	3,057.48	(254.62)	10,310.98	(10,565.60)
507-9023	ESSER II	0.00	0.00	0.00	0.00	0.00	0.00	0.00	0.00
507-9122	ARP ESSER	0.00	0.00	10,918.43	(18,706.97)	13,658.67	(2,740.24)	10,000.00	(12,740.24)
507-9123	ARP ESSER	0.00	21,447.21	21,447.21	24,003.48	24,003.48	(2,556.27)	0.00	(2,556.27)
507-9223	ELEMENTARY AND SECONDARY SCHOOL EMERGENCY RELIEF FUND	0.00	0.00	0.00	1,315.75	1,315.75	(1,315.75)	0.00	(1,315.75)
508-9021	GEER (Governor's Emergency Education Relief)	0.00	0.00	0.00	0.00	0.00	0.00	0.00	0.00
510-9021	CRF (Coronavirus Relief Fund)	0.00	0.00	0.00	0.00	0.00	0.00	0.00	0.00
510-9121	BroadBand Ohio Connectivity Grant	0.00	0.00	0.00	0.00	0.00	0.00	0.00	0.00
510-9221	CRF Rich Cty Commisioners	0.00	0.00	0.00	0.00	0.00	0.00	0.00	0.00
516-9020	IDEA FY-2020	0.00	0.00	0.00	0.00	0.00	0.00	0.00	0.00
516-9021	IDEA FY-2021	0.00	0.00	0.00	0.00	0.00	0.00	0.00	0.00
516-9022	IDEA FY-2021	0.00	0.00	6,808.75	0.00	6,808.75	0.00	0.00	0.00
516-9023	IDEA B	0.00	10,653.96	34,733.62	10,874.34	45,607.96	(10,874.34)	0.00	(10,874.34)
572-9021	TITLE I FY-2021	0.00	0.00	0.00	0.00	0.00	0.00	0.00	0.00
572-9022	TITLE I FY-2021	0.00	0.00	10,261.50	0.00	10,261.50	0.00	0.00	0.00
572-9023	TITLE I	0.00	5,067.37	17,217.67	4,637.09	21,854.76	(4,637.09)	0.00	(4,637.09)
572-9122	TITLE I DISADVANTAGED CHILDREN	0.00	0.00	0.00	0.00	0.00	0.00	0.00	0.00
584-9022	TITLE IV, PART A STUDENT SUPPORT AND ACADEM ENRICH	0.00	0.00	0.00	0.00	0.00	0.00	0.00	0.00

LUCAS LOCAL SCHOOL DISTRICT Cash Summary Report

FUND/SCC	Description	Initial Cash	MTD Received	FYTD Received	MTD Expended	FYTD Expended	Fund Balance	Encumbrance	Unencumbered Balance
584-9023	TITLE IV, PART A STUDENT SUPPORT AND ACADEM ENRICH	\$ 0.00	\$ 0.00	\$ 0.00	\$ 0.00	\$ 0.00	\$ 0.00	\$ 0.00	\$ 0.00
587-9021	ECSE FY-2021	0.00	0.00	0.00	0.00	0.00	0.00	0.00	0.00
587-9022	ECSE FY-2021	0.00	0.00	0.00	0.00	0.00	0.00	0.00	0.00
587-9023	ECSE	0.00	0.00	0.00	0.00	0.00	0.00	0.00	0.00
590-9021	TITLE II-A FY-2021	0.00	0.00	0.00	0.00	0.00	0.00	0.00	0.00
590-9022	TITLE II-A FY-2021	0.00	0.00	0.00	0.00	0.00	0.00	0.00	0.00
590-9023	TITLE II-A	0.00	2,772.84	8,318.52	2,772.84	11,091.36	(2,772.84)	0.00	(2,772.84)
599-9021	TITLE IV-A Student Sprt & Acad Enrichment	0.00	0.00	0.00	0.00	0.00	0.00	0.00	0.00
599-9022	TITLE IV-A Student Sprt & Acad Enrichment	0.00	0.00	0.00	0.00	0.00	0.00	0.00	0.00
599-9023	TITLE IV-A Student Sprt & Acad Enrichment	0.00	0.00	0.00	0.00	0.00	0.00	0.00	0.00
599-9821	ARPA 2021 K-12 SCHOOL SAFETY GRANT	0.00	0.00	149,100.67	0.00	0.00	149,100.67	1,305.00	147,795.67
599-9917	REAP 7/1/2021-09/30/2022	0.00	0.00	0.00	0.00	0.00	0.00	0.00	0.00
599-9920	EPA Clean Diesel Rebate Program CFDA 66.039	0.00	0.00	0.00	0.00	0.00	0.00	0.00	0.00
599-9922	REAP 7/1/2020-09/30/2021	0.00	0.00	5,259.80	0.00	5,259.80	0.00	0.00	0.00
599-9923	REAP 7/1/2021-09/30/2022	0.00	0.00	0.00	0.00	0.00	0.00	0.00	0.00
Grand Total		\$ 15,025,330.57	\$ 394,584.14	\$ 4,488,203.42	\$ 547,173.70	\$ 3,736,972.89	\$ 15,776,561.10	\$ 1,341,299.98	\$ 14,435,261.12

Lucas Local School District Investment Report

Invest #	Issue Date	Maturity Date	Description	Interest Rate	Invested Amount
1096	1/10/2018	1/10/2023	Wells Fargo CD 979763MM5	2.600%	\$ 50,000.00
2101	8/11/2021	2/17/2023	Goldman Sachs Bk USA	0.200%	\$ 150,000.00
2102	8/11/2021	2/27/2023	UBS Bk USA Salt Lake City UT	0.200%	\$ 150,000.00
1097	2/28/2018	2/28/2023	Ohio Valley Bank CD 677721CS9	2.600%	\$ 25,000.00
1098	3/6/2018	3/6/2023	State Bank of India ny 856285JS1	3.000%	\$ 225,000.00
2110	9/9/2021	9/8/2023	Industrial & Colm Bk China 45581ECQ2	0.250%	\$ 200,000.00
2113	9/15/2021	9/15/2023	Vertex Cmnty Bk NA Dallas 923450cp3	0.200%	\$ 200,000.00
2112	10/1/2021	10/10/2023	Synchrony Bank CD 87165he63	0.400%	\$ 198,000.00
2204	4/4/2022	10/19/2023	JPMORGAN CHASE	2.000%	\$ 235,000.00
2114	11/18/2021	11/24/2023	Capital One Natl Assn Va	0.500%	\$ 200,000.00
2111	9/15/2021	12/15/2023	Bank Ozk 06417nb69	0.180%	\$ 200,000.00
2205	5/9/2022	11/12/2024	UBS Bk USA Salt Lake City UT	3.000%	\$ 200,000.00
2206	5/31/2022	12/2/2024	ALLY BK MIDVALE UTAH	3.000%	\$ 200,000.00
2209	9/9/2022	9/15/2025	Morgan Stanley Bk	3.550%	\$ 200,000.00
2209-2	9/9/2022	9/29/2025	Ephrata Natl Bk	3.650%	\$ 200,000.00
2209-3	9/9/2022	9/28/2026	Security Bk & Tr Co Paris	3.850%	\$ 200,000.00
2209-4	9/19/2022	9/30/2026	Morgan Stanley Private Bk	4.050%	\$ 200,000.00
2210-1	10/14/2022	1/28/2027	Southern Bank (Georgia)	4.300%	\$ 150,000.00
2209-5	9/23/2022	10/6/2027	Hardin Cnty Svgs Bk Eldora	4.750%	\$ 200,000.00
2212-1	12/22/2022	6/23/2025	Capital Educators Fed Cr Un 5.2500%	5.250%	\$ 200,000.00
Total Investments at Maturity:					\$ 3,583,000.00
		3/23/2023	U.S. Treasury T-Bills		\$ 150,000.00
			Money Market - Northern Instl Govt Select	1.100%	\$ 244,651.91
GRAND TOTAL:					\$ 3,977,651.91

Start Date: 120122

End Date: 123122

LUCAS LOCAL SCHOOL DISTRICT MONTHLY CHECK REGISTER

Check Number	Type	Date	Name	Vendor #	Status	Reconcile Date	Void Date	Amount
0	PAYROLL	12/9/2022	LUCAS LOCAL SCHOOL DISTRICT		RECONCILED	12/9/2022		\$ 145,440.14
0	PAYROLL	12/23/2022	LUCAS LOCAL SCHOOL DISTRICT		RECONCILED	12/23/2022		160,161.72
0	ACCOUNTS_PAYABLE	12/6/2022	BRIGHTSPEED	131227	RECONCILED	12/6/2022		57.82
0	ACCOUNTS_PAYABLE	12/6/2022	BUREAU OF WORKERS' COMP	38900	RECONCILED	12/7/2022		14,415.00
0	ACCOUNTS_PAYABLE	12/6/2022	DIRECT ENERGY BUSINESS	931258	RECONCILED	12/20/2022		888.06
0	ACCOUNTS_PAYABLE	12/6/2022	FIRELANDS ELECTRIC COOP	988500	RECONCILED	12/14/2022		402.55
0	ACCOUNTS_PAYABLE	12/19/2022	HERITAGE COOPERATIVE	396983	RECONCILED	12/27/2022		10,357.85
0	ACCOUNTS_PAYABLE	12/28/2022	LOWE'S CREDIT SERVICES	165615	RECONCILED	12/30/2022		64.32
0	ACCOUNTS_PAYABLE	12/30/2022	LUCAS LOCAL SCHOOLS	167500	VOID		12/30/2022	29.49
0	ACCOUNTS_PAYABLE	12/30/2022	LUCAS LOCAL SCHOOLS	167500	RECONCILED	12/30/2022		29.07
0	ACCOUNTS_PAYABLE	12/19/2022	OHIO.NET INTERNET PROVIDERS	931559	RECONCILED	12/21/2022		175.31
0	ACCOUNTS_PAYABLE	12/19/2022	PARK NATIONAL BANK	900300	RECONCILED	12/19/2022		2,000.00
0	ACCOUNTS_PAYABLE	12/28/2022	PARK NATIONAL BANK	900300	RECONCILED	12/23/2022		4,430.73
0	ACCOUNTS_PAYABLE	12/28/2022	PARK NATIONAL BANK	396272	RECONCILED	12/23/2022		131.75
0	ACCOUNTS_PAYABLE	12/19/2022	PITNEY BOWES	997301	RECONCILED	12/22/2022		1,000.00
0	ACCOUNTS_PAYABLE	12/28/2022	SCHOOL EMPLOYEES RETIREMENT	902003	RECONCILED	12/23/2022		16,566.51
0	ACCOUNTS_PAYABLE	12/19/2022	SPECTRUM COMMUNICATIONS	902009	RECONCILED	12/27/2022		271.72
0	ACCOUNTS_PAYABLE	12/28/2022	STATE TEACHERS RETIREMENT SYST	902002	RECONCILED	12/28/2022		30,222.12
0	ACCOUNTS_PAYABLE	12/28/2022	US Bank One Card	131127	RECONCILED	12/29/2022		6,551.04
22905	ACCOUNTS_PAYABLE	12/5/2022	ABSOLUTE PEST CONTROL	131381	RECONCILED	12/14/2022		315.00
22906	ACCOUNTS_PAYABLE	12/5/2022	EASY GRAPHICS CORP	131445	RECONCILED	12/19/2022		8,482.73
22907	ACCOUNTS_PAYABLE	12/5/2022	EJ THERAPY INC	396559	RECONCILED	12/12/2022		6,726.22
22908	ACCOUNTS_PAYABLE	12/5/2022	ESC OF CENTRAL OHIO	397294	RECONCILED	12/12/2022		8,057.05
22909	ACCOUNTS_PAYABLE	12/5/2022	SUSAN FOSS	396455	RECONCILED	12/15/2022		20.01
22910	ACCOUNTS_PAYABLE	12/5/2022	AVITA AHA TRAINING CENTER	131443	RECONCILED	12/23/2022		280.00
22911	ACCOUNTS_PAYABLE	12/5/2022	ACCO BRANDS USA LLC	95010	RECONCILED	12/13/2022		648.00
22912	ACCOUNTS_PAYABLE	12/5/2022	MAXIM HEALTHCARE SERVICES	131600	RECONCILED	12/12/2022		8,700.00
22913	ACCOUNTS_PAYABLE	12/5/2022	MONROE TOWNSHIP	195950	RECONCILED	12/15/2022		1,500.00
22914	ACCOUNTS_PAYABLE	12/5/2022	MUSIC IS ELEMENTARY INC	197380	RECONCILED	12/16/2022		217.80
22915	ACCOUNTS_PAYABLE	12/5/2022	OSBA	206425	RECONCILED	12/12/2022		2,100.00
22916	ACCOUNTS_PAYABLE	12/5/2022	US BANK EQUIPMENT FINANCE	211135	RECONCILED	12/13/2022		1,792.93
22917	ACCOUNTS_PAYABLE	12/5/2022	QUILL CORPORATION	218550	RECONCILED	12/23/2022		6.74
22918	ACCOUNTS_PAYABLE	12/5/2022	School Health Corporation	396875	RECONCILED	12/12/2022		44.53
22919	ACCOUNTS_PAYABLE	12/5/2022	TOWN MONEY SAVER INC	131616	RECONCILED	12/15/2022		1,096.00
22920	ACCOUNTS_PAYABLE	12/5/2022	Treasurer of State	131124	RECONCILED	12/12/2022		90.00
22921	ACCOUNTS_PAYABLE	12/5/2022	VASCO ASPHALT COMPANY	274052	RECONCILED	12/20/2022		7,500.00
22922	ACCOUNTS_PAYABLE	12/5/2022	VILLAGE OF LUCAS	276380	RECONCILED	12/12/2022		5,977.44
22923	ACCOUNTS_PAYABLE	12/5/2022	WOOD, JENNIFER	394000	RECONCILED	12/12/2022		159.00
22924	ACCOUNTS_PAYABLE	12/15/2022	ADVANCED AUTO PARTS	45800	RECONCILED	12/27/2022		128.46

Start Date: 120122

End Date: 123122

LUCAS LOCAL SCHOOL DISTRICT MONTHLY CHECK REGISTER

Check Number	Type	Date	Name	Vendor #	Status	Reconcile Date	Void Date	Amount
22925	ACCOUNTS_PAYABLE	12/15/2022	ALFRED NICKLES BAKERY	204500	RECONCILED	12/21/2022		\$ 135.93
22926	ACCOUNTS_PAYABLE	12/15/2022	B&B AUTO REPAIR	131395	RECONCILED	12/22/2022		757.59
22927	ACCOUNTS_PAYABLE	12/15/2022	CARDINAL BUS SALES	396769	RECONCILED	12/20/2022		449.89
22928	ACCOUNTS_PAYABLE	12/15/2022	CASE, KARI	304700	RECONCILED	12/20/2022		67.37
22929	ACCOUNTS_PAYABLE	12/15/2022	CINTAS CORPORATION #003	131183	RECONCILED	12/20/2022		96.06
22930	ACCOUNTS_PAYABLE	12/15/2022	COLUMBIA GAS	55990	RECONCILED	12/28/2022		1,318.71
22931	ACCOUNTS_PAYABLE	12/15/2022	EASY GRAPHICS CORP	131445	RECONCILED	12/21/2022		362.00
22932	ACCOUNTS_PAYABLE	12/15/2022	EDMENTUM, INC.	396830	RECONCILED	12/22/2022		374.40
22933	ACCOUNTS_PAYABLE	12/15/2022	EJ THERAPY INC	396559	RECONCILED	12/21/2022		5,755.81
22934	ACCOUNTS_PAYABLE	12/15/2022	ESC OF CENTRAL OHIO	397294	RECONCILED	12/20/2022		5,456.65
22935	ACCOUNTS_PAYABLE	12/15/2022	GAME ONE	131372	RECONCILED	12/21/2022		6,586.00
22936	ACCOUNTS_PAYABLE	12/15/2022	GARMANN-MILLER & ASSOC.	131538	RECONCILED	12/20/2022		1,495.00
22937	ACCOUNTS_PAYABLE	12/15/2022	GOOD VIEW LAWN CARE	131773	RECONCILED	12/21/2022		250.00
22938	ACCOUNTS_PAYABLE	12/15/2022	GORDON FOOD SERVICE	105225	RECONCILED	12/21/2022		5,183.67
22939	ACCOUNTS_PAYABLE	12/15/2022	HUNTINGTON NATIONAL BANK	397255	RECONCILED	12/20/2022		175.00
22940	ACCOUNTS_PAYABLE	12/15/2022	J & B CLASSICAL GLASS & MIRROR	397330	RECONCILED	12/21/2022		230.00
22941	ACCOUNTS_PAYABLE	12/15/2022	J.W. PEPPER & SON, INC.	210900	RECONCILED	12/20/2022		105.00
22942	ACCOUNTS_PAYABLE	12/15/2022	JULIAN & GRUBE, INC.	271920	RECONCILED	12/20/2022		5,600.00
22943	ACCOUNTS_PAYABLE	12/15/2022	KEMPER SONS PLUMBING & HEATING INC.	145188	RECONCILED	12/27/2022		100.00
22944	ACCOUNTS_PAYABLE	12/15/2022	Kenworth of Columbus	131151	RECONCILED	12/21/2022		231.78
22945	ACCOUNTS_PAYABLE	12/15/2022	KIMBALL MIDWEST	397105	RECONCILED	12/21/2022		363.69
22946	ACCOUNTS_PAYABLE	12/15/2022	PATRICIA LEWIS	163752	RECONCILED	12/28/2022		192.30
22947	ACCOUNTS_PAYABLE	12/15/2022	NATIONAL FFA ORGANIZATION	200475	RECONCILED	12/29/2022		1,387.00
22948	ACCOUNTS_PAYABLE	12/15/2022	MNCO	203925	RECONCILED	12/29/2022		89.00
22949	ACCOUNTS_PAYABLE	12/15/2022	PETERS, KALIAL & MARKAKIS	183088	RECONCILED	12/20/2022		288.00
22950	ACCOUNTS_PAYABLE	12/15/2022	QUILL CORPORATION	218550	VOID		12/19/2022	74.65
22951	ACCOUNTS_PAYABLE	12/15/2022	RAND MC NALLY & CO	220230	RECONCILED	12/30/2022		360.00
22952	ACCOUNTS_PAYABLE	12/15/2022	RICHLAND COUNTY	229025	RECONCILED	12/21/2022		19,628.94
22953	ACCOUNTS_PAYABLE	12/15/2022	RIGHTWAY FOOD SERVICE	397070	RECONCILED	12/20/2022		1,644.76
22954	ACCOUNTS_PAYABLE	12/15/2022	ROUTE 39 DESIGNS	232265	RECONCILED	12/19/2022		1,172.50
22955	ACCOUNTS_PAYABLE	12/15/2022	SHIFFLER EQUIPMENT SALES, INC	246600	RECONCILED	12/20/2022		34.50
22956	ACCOUNTS_PAYABLE	12/15/2022	SMITHFOODS INC	252305	RECONCILED	12/20/2022		1,000.40
22957	ACCOUNTS_PAYABLE	12/15/2022	LAURA SWANK	131733	RECONCILED	12/20/2022		134.92
22958	ACCOUNTS_PAYABLE	12/15/2022	T A C	266500	RECONCILED	12/21/2022		497.59
22959	ACCOUNTS_PAYABLE	12/15/2022	TRUCK SALES & SERVICE, INC.	116090	RECONCILED	12/20/2022		205.96
22960	ACCOUNTS_PAYABLE	12/15/2022	WALKER BROTHERS LEXINGTON LLC	131568	RECONCILED	12/27/2022		1,140.00
22961	ACCOUNTS_PAYABLE	12/15/2022	WOLF, KEN	396906	RECONCILED	12/21/2022		200.00
22962	ACCOUNTS_PAYABLE	12/21/2022	AGPARTS WORLDWIDE, INC.	8852	RECONCILED	12/29/2022		319.00

Start Date: 120122

End Date: 123122

LUCAS LOCAL SCHOOL DISTRICT
MONTHLY CHECK REGISTER

Check Number	Type	Date	Name	Vendor #	Status	Reconcile Date	Void Date	Amount
22963	ACCOUNTS_PAYABLE	12/21/2022	AGRICULTURAL DESIGN INC.	131694	OUTSTANDING			\$ 8,000.00
22964	ACCOUNTS_PAYABLE	12/21/2022	LESA S DETER	317051	RECONCILED	12/22/2022		616.73
22965	ACCOUNTS_PAYABLE	12/21/2022	G & L SUPPLY CO	96450	RECONCILED	12/28/2022		773.93
22966	ACCOUNTS_PAYABLE	12/21/2022	MAXIM HEALTHCARE SERVICES	131600	RECONCILED	12/27/2022		2,600.00
22967	ACCOUNTS_PAYABLE	12/21/2022	MUSIC IS ELEMENTARY INC	197380	RECONCILED	12/30/2022		58.45
22968	ACCOUNTS_PAYABLE	12/21/2022	OSBA	206425	OUTSTANDING			7,232.00
22969	ACCOUNTS_PAYABLE	12/21/2022	School Health Corporation	396875	RECONCILED	12/28/2022		254.62
22970	ACCOUNTS_PAYABLE	12/21/2022	SUSAN G KOMEN FUND	397103	OUTSTANDING			537.25
22971	ACCOUNTS_PAYABLE	12/21/2022	JORDAN TAYLOR	267841	OUTSTANDING			40.75
22972	ACCOUNTS_PAYABLE	12/23/2022	STARK COUNTY COG	397268	OUTSTANDING			261.25
22973	ACCOUNTS_PAYABLE	12/27/2022	CENTRAL OHIO FENCING	131341	VOID		12/27/2022	26,200.00
22974	ACCOUNTS_PAYABLE	12/27/2022	CENTRAL OHIO FENCING	131341	OUTSTANDING			26,200.00
22975	ACCOUNTS_PAYABLE	12/27/2022	CENTRAL OHIO FENCING	131341	OUTSTANDING			1,875.00
22976	ACCOUNTS_PAYABLE	12/29/2022	QUILL CORPORATION	218550	OUTSTANDING			17.61
22977	ACCOUNTS_PAYABLE	12/29/2022	SPIRE ADVERTISING	256557	OUTSTANDING			565.00
Grand Total								\$ 585,733.77

LUCAS LOCAL SCHOOL DISTRICT
Monthly Summary of Revenues by Fund

Fund	Description	FYTD Receivable	FYTD Actual Receipts	MTD Actual Receipts	FYTD Balance Receivable	FYTD Percent Receivable
001	GENERAL	\$ 8,276,930.26	\$ 4,026,082.87	\$ 316,620.11	\$ 4,250,847.39	48.64 %
003	PERMANENT IMPROVEMENT	0.00	0.00	0.00	0.00	0.00
006	FOOD SERVICE	190,230.00	82,124.13	28,943.00	108,105.87	43.17
007	SPECIAL TRUST	112.00	351.49	83.55	(239.49)	313.83
008	ENDOWMENT	12,135.00	3,719.29	169.38	8,415.71	30.65
018	PUBLIC SCHOOL SUPPORT	3,435.00	430.86	260.00	3,004.14	12.54
019	OTHER GRANT	50,250.00	5,900.90	0.00	44,349.10	11.74
020	SPECIAL ENTERPRISE FUND	0.00	0.00	0.00	0.00	0.00
070	CAPITAL PROJECTS	750,000.00	0.00	0.00	750,000.00	0.00
200	STUDENT MANAGED ACTIVITY	11,700.00	7,270.78	972.50	4,429.22	62.14
300	DISTRICT MANAGED ACTIVITY	96,491.02	92,754.07	4,791.36	3,736.95	96.13
451	DATA COMMUNICATION FUND	5,400.00	2,700.00	0.00	2,700.00	50.00
467	Student Wellness and Success Fund	0.00	0.00	0.00	0.00	0.00
499	MISCELLANEOUS STATE GRANT FUND	0.00	0.00	0.00	0.00	0.00
507	ELEMENTARY AND SECONDARY SCHOOL EMERGENCY RELIEF FUND	171,410.60	35,168.50	24,250.07	136,242.10	20.52
508	GOVERNOR'S EMERGENCY EDUCATION RELIEF FUND	0.00	0.00	0.00	0.00	0.00
510	CORONA VIRUS RELIEF FUND	0.00	0.00	0.00	0.00	0.00
516	IDEA PART B GRANTS	107,102.55	41,542.37	10,653.96	65,560.18	38.79
572	TITLE I DISADVANTAGED CHILDREN	87,246.87	27,479.17	5,067.37	59,767.70	31.50
584	TITLE IV, PART A STUDENT SUPP AND ACADEMIC ENRICH	10,000.00	0.00	0.00	10,000.00	0.00
587	IDEA PRESCHOOL-HANDICAPPED	2,400.52	0.00	0.00	2,400.52	0.00
590	IMPROVING TEACHER QUALITY	14,904.77	8,318.52	2,772.84	6,586.25	55.81
599	MISCELLANEOUS FED. GRANT FUND	40,824.50	154,360.47	0.00	(113,535.97)	378.11
Grand Total		\$ 9,830,573.09	\$ 4,488,203.42	\$ 394,584.14	\$ 5,342,369.67	

LUCAS LOCAL SCHOOL DISTRICT

Spending Plan Summary

ODE Line Number	Monthly Estimate	Monthly Actual	Monthly Difference	FYDTEstimate	FYTDActual	FYTDDifference
01.010 General Property (Real Estate)	\$ 0.00	\$ 0.00	\$ 0.00	\$ 745,000.00	\$ 702,163.08	\$ (42,836.92)
01.020 Tangible Personal Property Tax	0.00	0.00	0.00	1,126,530.00	1,310,281.67	183,751.67
01.030 Income Tax	0.00	0.00	0.00	0.00	0.00	0.00
01.035 Unrestricted Grants-in-Aid	229,320.00	240,287.07	10,967.07	1,375,920.00	1,455,760.85	79,840.85
01.040 Restricted Grants-in-Aid	17,939.00	17,497.44	(441.56)	107,634.00	106,997.52	(636.48)
01.045 Restricted Federal Grants-in-Aid - SFSF	0.00	0.00	0.00	0.00	0.00	0.00
01.050 Property Tax Allocation	0.00	0.00	0.00	154,623.00	154,782.67	159.67
01.060 All Other Operating Revenue	29,500.00	55,381.39	25,881.39	173,856.00	286,942.70	113,086.70
01.070 Total Revenue	276,759.00	313,165.90	36,406.90	3,683,563.00	4,016,928.49	333,365.49
02.010 Proceeds from Sale of Notes	0.00	0.00	0.00	0.00	0.00	0.00
02.020 State Emergency Loans & Advancements (Approved)	0.00	0.00	0.00	0.00	0.00	0.00
02.040 Operating Transfers-In	0.00	0.00	0.00	0.00	0.00	0.00
02.050 Advances-In	0.00	0.00	0.00	0.00	0.00	0.00
02.060 All Other Financial Sources	0.00	3,454.21	3,454.21	7,000.00	9,154.38	2,154.38
02.070 Total Other Financing Sources	0.00	3,454.21	3,454.21	7,000.00	9,154.38	2,154.38
02.080 Total Revenues and Other Financing Sources	276,759.00	316,620.11	39,861.11	3,690,563.00	4,026,082.87	335,519.87
03.010 Personal Services	284,090.00	283,595.25	(494.75)	1,801,971.00	1,797,720.69	(4,250.31)
03.020 Employees' Retirement/Insurance Benefits	112,500.00	61,380.37	(51,119.63)	673,755.00	621,370.15	(52,384.85)
03.030 Purchased Services	120,000.00	76,396.84	(43,603.16)	526,063.00	325,011.50	(201,051.50)
03.040 Supplies and Materials	30,500.00	17,802.93	(12,697.07)	186,696.59	170,004.97	(16,691.62)
03.050 Capital Outlay	105,596.00	11,501.72	(94,094.28)	130,496.00	28,370.04	(102,125.96)
03.060 Intergovernmental	0.00	0.00	0.00	0.00	0.00	0.00
04.010 Debt Service: All Principal (Historical)	0.00	0.00	0.00	0.00	0.00	0.00
04.020 Debt Service: Principal-Notes	0.00	0.00	0.00	0.00	0.00	0.00
04.030 Debt Service: Principal - State Loans	0.00	0.00	0.00	0.00	0.00	0.00
04.040 Debt Service: Principal - State Advancements	0.00	0.00	0.00	0.00	0.00	0.00
04.050 Debt Service: Principal - HB 264 Loans	0.00	0.00	0.00	37,000.00	37,000.00	0.00
04.055 Debt Service: Principal - Other	0.00	0.00	0.00	0.00	0.00	0.00
04.060 Debt Service: Interest and Fiscal Charges	0.00	0.00	0.00	3,663.00	3,663.00	0.00
04.300 Other Objects	3,300.00	10,731.08	7,431.08	67,575.00	71,420.84	3,845.84
04.500 Total Expenditures	655,986.00	461,408.19	(194,577.81)	3,427,219.59	3,054,561.19	(372,658.40)
05.010 Operational Transfers - Out	0.00	0.00	0.00	0.00	0.00	0.00
05.020 Advances - Out	0.00	0.00	0.00	0.00	0.00	0.00
05.030 All Other Financing Uses	0.00	0.00	0.00	0.00	0.00	0.00
05.040 Total Other Financing Uses	0.00	0.00	0.00	0.00	0.00	0.00
05.050 Total Expenditure and Other Financing Uses	655,986.00	461,408.19	(194,577.81)	3,427,219.59	3,054,561.19	(372,658.40)
06.010 Excess Rev & Oth Financing Sources over(under) Exp & Oth F	(379,227.00)	(144,788.08)	234,438.92	263,343.41	971,521.68	708,178.27
07.010 Cash Balance-July1 -Excluding Proposed Renew/Replace & New	0.00	12,603,343.91	12,603,343.91	0.00	11,487,034.15	11,487,034.15
07.020 Cash Balance June 30	(379,227.00)	12,458,555.83	12,837,782.83	263,343.41	12,458,555.83	12,195,212.42
08.010 Estimated Encumbrances June 30	0.00	1,098,847.49	1,098,847.49	0.00	1,098,847.49	1,098,847.49